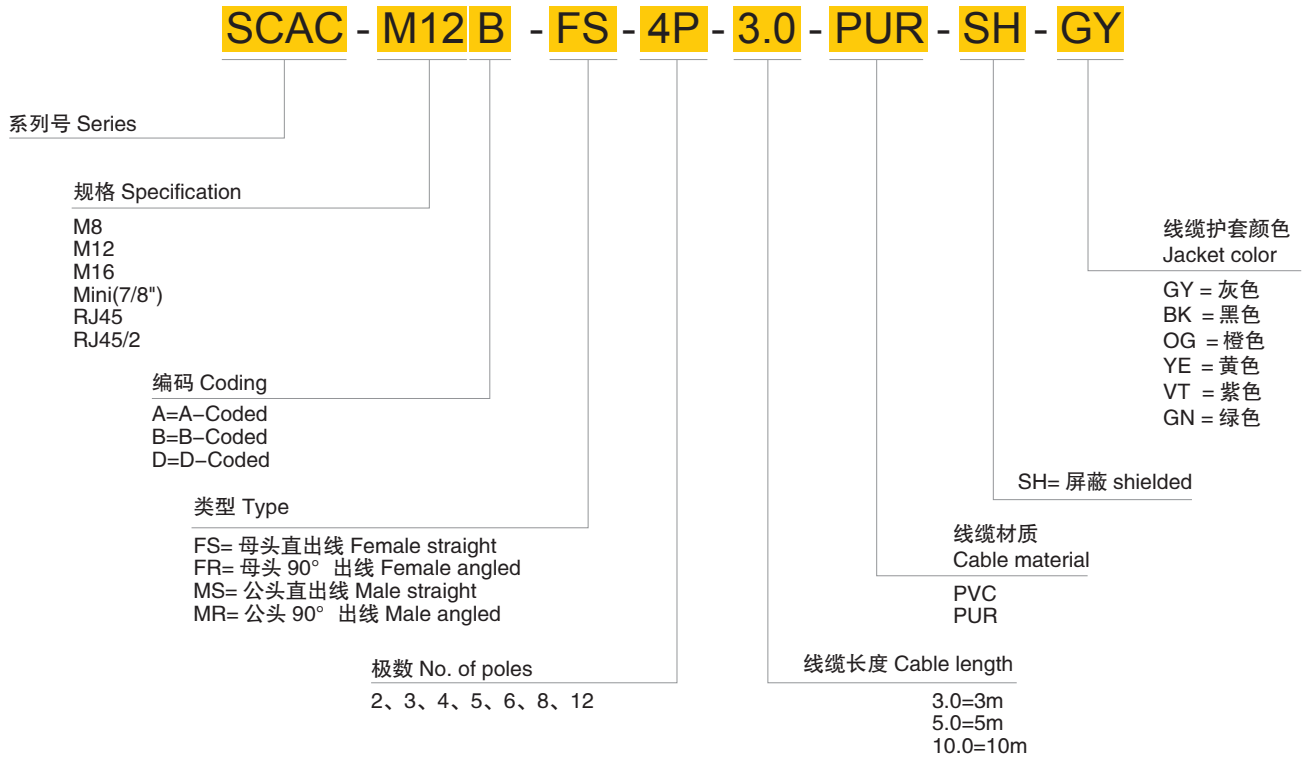
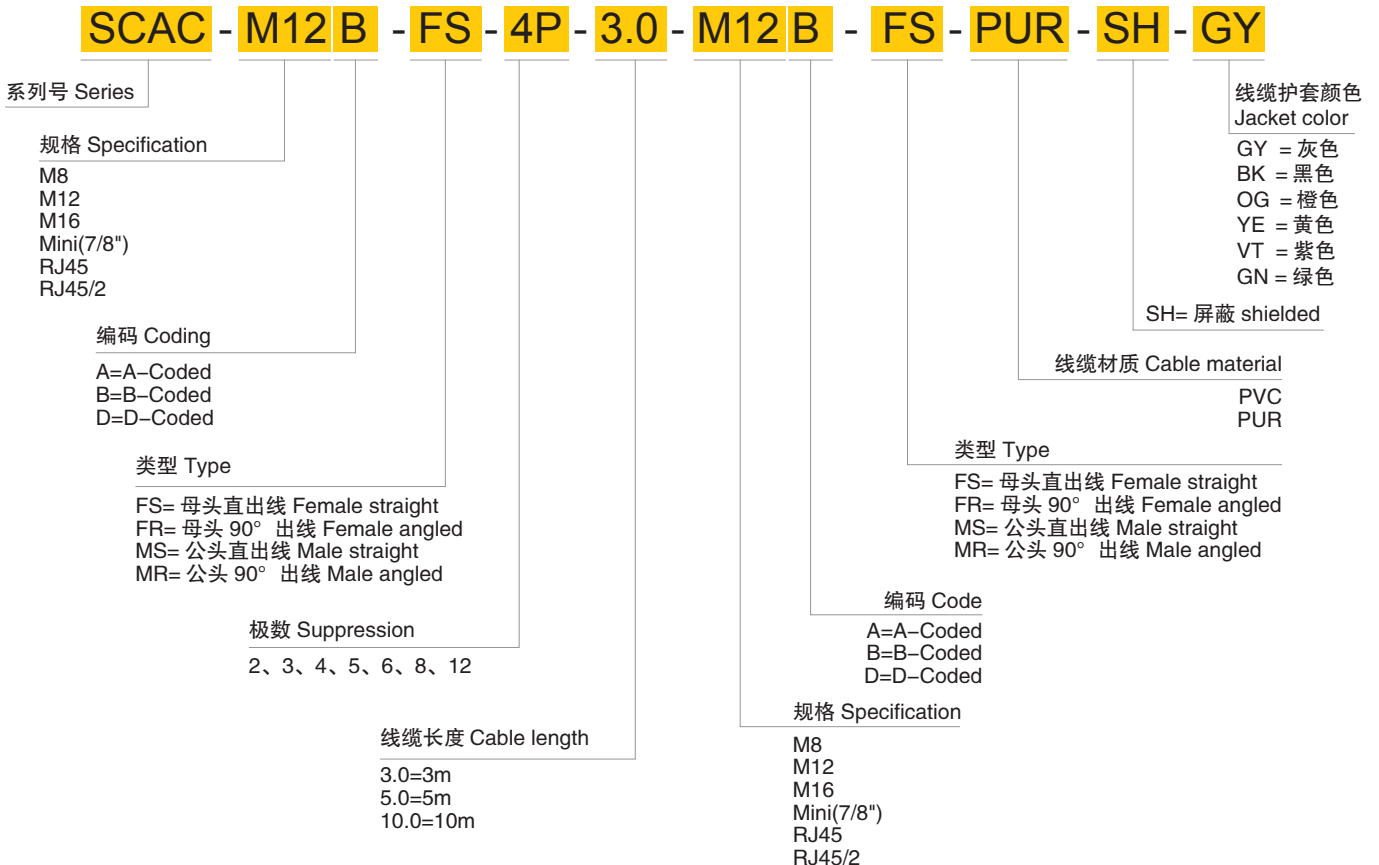


连接器定义形式 CONNECTOR DEFINITION FORM

单端预铸线束规格定义 With open ended wires

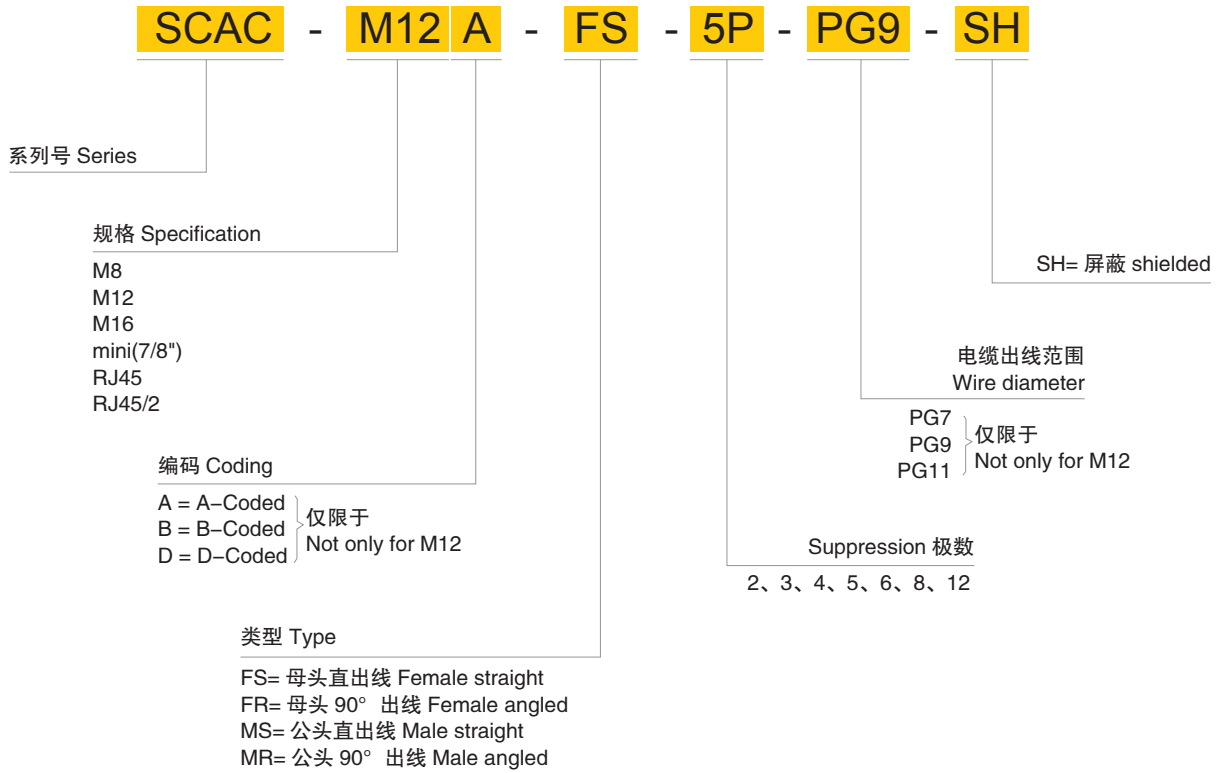


双端预铸线束规格定义 Connection cable

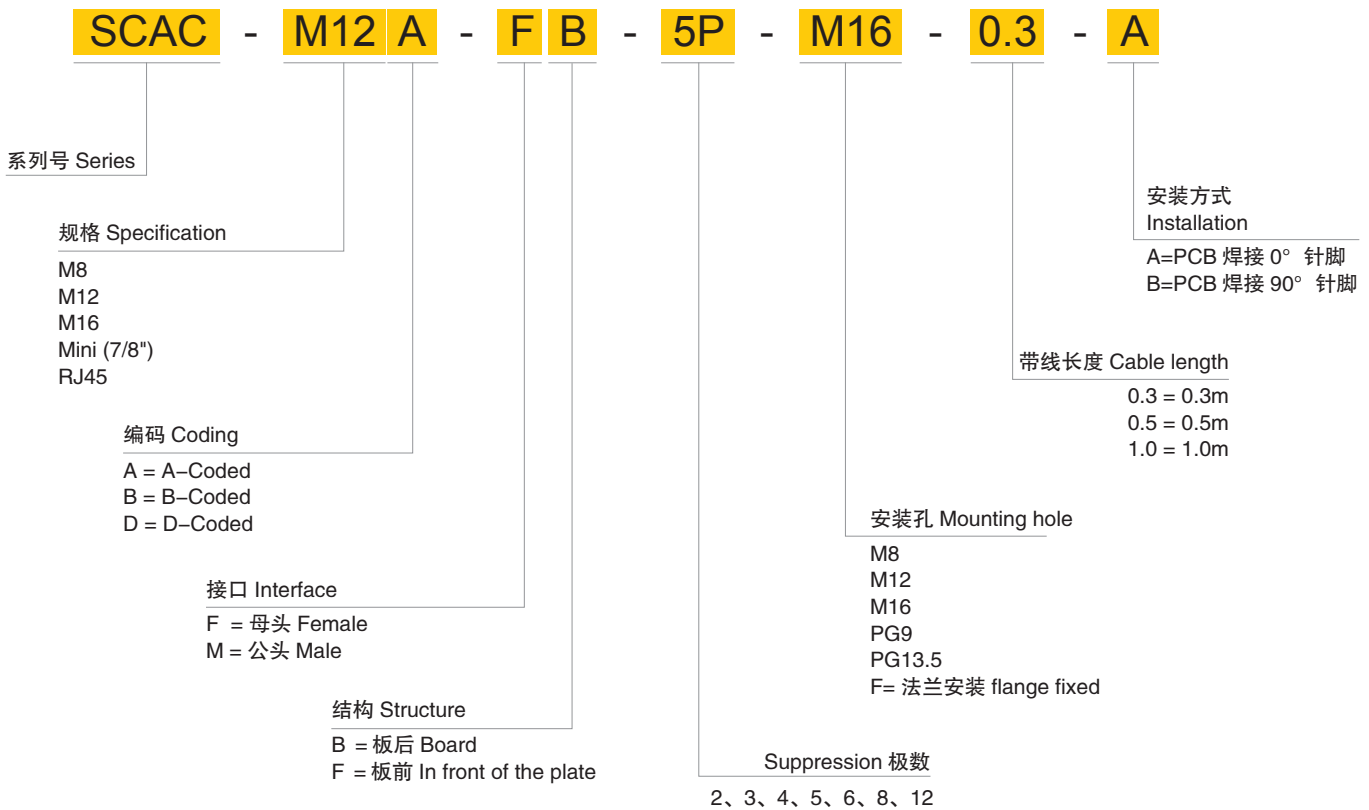


连接器定义形式 CONNECTOR DEFINITION FORM

现场接线连接器型号定义 Plug connectors for fieldbus technology



板面安装插座型号定义 Panel installed connectors



M5 圆形连接器 ROUND PLUG CONNECTOR

| 类型 | | 订货号 Part No. |
|---|--|------------------------------------|
|  | 3-pole 单端预铸, 插针 4-pole 单端预铸, 插针 | 905001-610-xxxx 905011-611-xxxx |
|  | 3-pole 单端预铸, 插孔 4-pole 单端预铸, 插孔 | 905041-610-xxxx 905061-611-xxxx |
|  | 3-pole 双端预铸, 插针转插孔 4-pole 双端预铸, 插针转插孔 | 955001-610-xxxx 955011-611-xxxx |
|  | 3-pole 法兰安装, 插针 4-pole 法兰安装, 插针 | 905551-xxxx 905561-xxxx |
|  | 3-pole 法兰安装, 插孔 4-pole 法兰安装, 插孔 | 905571-xxxx 905581-xxxx |
|  | 3-pole 法兰安装 PCB, 插针 4-pole 法兰安装 PCB, 插针 | 905551P 905561P |
|  | 3-pole 法兰安装 PCB, 插孔 4-pole 法兰安装 PCB, 插孔 | 905571P 905581P |

Y T 型连接器 ROUND PLUG CONNECTOR

Y 型连接器 Connection cable



M12 双孔连接器
M12 插针 Male
M12 插孔 Female

页次 page 5.3.1

Y 型连接器 Connection cable



1 端口 Coupler
M12 插针 Male
M12 插孔 Female

2 端口 Coupler
M12 插孔 Female
M12 插针 Male

页次 page 5.3.2



1 端口 Coupler
M12 插针 Male

2 端口 Coupler
M8 插孔 Female

页次 page 5.3.3



1 端口 Coupler
M8 插针 Male

2 端口 Coupler
M8 插孔 Female

页次 page 5.3.4

T 型连接器 Connection cable



1 端口 Coupler
M12 插孔 Female

2 端口 Coupler
M12 插针 Male
M12 插孔 Female

M12 插针 Male

M12 插针 Male
M12 插孔 Female

页次 page 5.3.5



1 端口连接器 Power distributor
M12 插孔 Female

2 端口连接器 Power distributor
7/8" 插针 Male
7/8" 插孔 Female

7/8" 插孔 Female

7/8" 插针 Male
7/8" 插孔 Female

页次 page 5.3.6







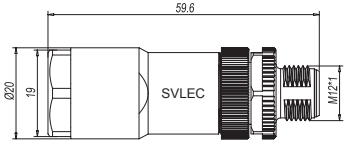
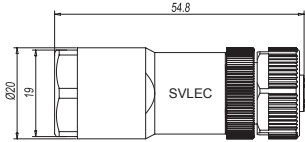

M12 双孔连接器

M12 螺钉连接

插针 Male

插孔 Female



| | | | | | | |
|--------------------------------|--|-------------|--|--|--|--|
| 1 | 型号 Form | No. | 912700 | 912781 | 912900 | 912991 |
| | 极数 Suppression | | 4-pole | 5-pole | 4-pole | 5-pole |
| | 出线孔位图 | |  <p>2 孔</p> | |  <p>2 孔</p> | |
| | 针脚排序 Contact layout | | <p>插针 Male</p>  | <p>插针 Male</p>  | <p>插孔 Female</p>  | <p>插孔 Female</p>  |
| 2 | 技术参数 Technical data | | | | | |
| | 额定电压 Supply voltage | | 250 V AC/DC | 60 V AC/DC | 250 V AC/DC | 60 V AC/DC |
| | 额定电流 Current per contact (40°C) | | max. 4 A | | | |
| | 压线范围 Connection diameter | | 最大 max. 0.75 mm ² | | | |
| | 用于连接两根电缆的电缆直径 | | 3~5.2 mm | | | |
| | 外壳材料 Housing material | | 阻燃塑料 Flame retardant plastic | | | |
| | 压线方式 Wiring method | | 螺钉压接 Screw terminals | | | |
| | 防护等级 Protection | | IP67- 插孔插针配合拧紧 (EN 60529) When plugged and screwed down | | | |
| 温度范围 Temperature range | | -25...+85°C | | | | |
| 尺寸图 Description |  | | |  | | |
| | 订货号 Part No. | | | | | |
| 可参考: 5.0.1 Reference: 5.0.1 |  | | | | | |
| | 1 型号 Form | | | | | |
| 备注 Notes | | | | | | |

M12 Y 型连接器 CONNECTION

M12-2M12

M12 插孔 Female x 2

M12 插针 Male x 2



M12 插针 Male

M12 插孔 Female

| 1 | 型号 Form No. | 941121 | 941141 | 941181 | 941123 |
|------------------------|------------------------------------|---|---|---|---|
| | 无 5 号脚 without pin5 | 941131 | | 941151 | |
| 电路图 Circuit diagram | | <p>1. 插孔 M12 1.Female 2. 插孔 2.Female</p> <p>M12 插针 Male</p> | <p>1. 插孔 M12 1.Female 2. 插孔 2.Female</p> <p>M12 插针 Male</p> | <p>1. 插孔 M12 1.Female 2. 插孔 2.Female</p> <p>M12 插针 Male</p> | <p>1. 插针 M12 1.Male 2. 插针 2.Male</p> <p>M12 插孔 Female</p> |
| 针脚排序 Contact layout | | <p>插针 Male 插孔 Female</p> | <p>插针 Male 插孔 Female</p> | <p>插针 Male 插孔 Female</p> | <p>插针 Male 插孔 Female</p> |
| 2 | 电缆类型 Cable type | | | | |
| | 额定电压 Supply voltage | 60 V AC/DC | | | |
| | 额定电流 (40°C) Current per contact | 4A max. 4A | | | |
| | 防护等级 Protection | IP67 – 插孔插针配合拧紧 (EN 60529) IP67 when plugged and screwed down (EN 60529) | | | |
| | 温度范围 Temperature range | -25...+85°C | | | |
| | 外形尺寸 Dimensions | H x W x D 44 x 36 x 15 mm | | | 47 x 36 x 15 mm |
| | 尺寸图 Description | | | | |
| | 订货号 Part No. | | | | |
| | 可参考: 5.0.1 Reference: 5.0.1 | | | | |
| | 1 型号 Form | | | | |
| | 备注 Notes | | | | |

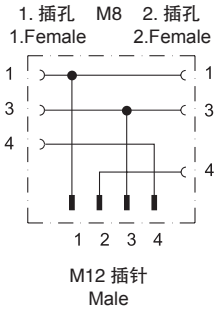
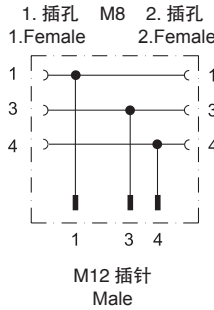
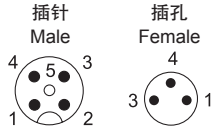
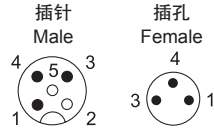
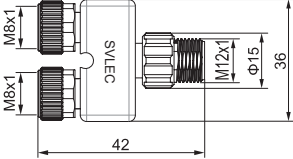

M12 Y 型连接器 CONNECTION

M12-2M8

M8 插孔 Female x 2



M12 插针 Male

| | | | | |
|----------|------------------------------------|------------|---|---|
| 1 | 型号 Form | No. | 941201 | 941221 |
| | 极数 Suppression | | 4-pole | 3-pole |
| | 电路图 Circuit diagram | |  <p>1. 插孔 M8 2. 插孔 1.Female 2.Female</p> <p>M12 插针 Male</p> |  <p>1. 插孔 M8 2. 插孔 1.Female 2.Female</p> <p>M12 插针 Male</p> |
| | 针脚排序 Contact layout | |  <p>插针 Male 插孔 Female</p> |  <p>插针 Male 插孔 Female</p> |
| 2 | 电缆类型 Cable type | | | |
| | 额定电压 Supply voltage | | 30 V AC/DC | |
| | 额定电流 (40°C) Current per contact | | 4A max. 4A | |
| | 防护等级 Protection | | IP67- 插孔插针配合拧紧 (EN 60529) IP67 when plugged and screwed down (EN 60529) | |
| | 温度范围 Temperature range | | -25...+85°C | |
| | 外形尺寸 H x W x D Dimensions | | 42 x 36 x 15 mm | |
| | 尺寸图 Description | |  | |
| | 订货号 Part No. | | | |
| | 可参考: 5.0.1 Reference: 5.0.1 | |  | |
| | | 1 | 型号 Form | |
| | 备注 Notes | | | |

M8 Y 型连接器 CONNECTION

M8-2M8

M8 插孔 Female x 2



M8 插针 Male

| 1 | 型号 Form No. | 988621 | 940830 | 940831 | 940833 |
|------------------------|--------------------------------------|--|---|---|---|
| 极数 Suppression | | 3-pole | 3-pole | 4-pole | 4-pole |
| 电路图 Circuit diagram | | <p>A. 插孔 M8 B. 插孔 A.Female B.Female</p> <p>M8 插针 Male</p> | <p>A. 插孔 M8 B. 插孔 A.Female B.Female</p> <p>M8 插针 Male</p> | <p>A. 插孔 M8 B. 插孔 A.Female B.Female</p> <p>M8 插针 Male</p> | <p>A. 插孔 M8 B. 插孔 A.Female B.Female</p> <p>M8 插针 Male</p> |
| 针脚排序 Contact layout | | <p>插针 Male 4 插孔 Female 4</p> | <p>插针 Male 4 插孔 Female 4</p> | <p>插针 Male 4 插孔 Female 4</p> | <p>插针 Male 4 插孔 Female 4</p> |
| 2 | 电缆类型 Cable type | | | | |
| | 额定电压 Supply voltage | 30 V AC/DC | | | |
| | 额定电流 (40°C) Current per contact | 2A max. 2A | | | |
| | 防护等级 Protection | IP67- 插孔插针配合拧紧 (EN 60529) IP67 when plugged and screwed down (EN 60529) | | | |
| | 温度范围 Temperature range | -25...+85°C | | | |
| | 外形尺寸 H x W x D Dimensions | 33 x 23 x 10 mm | | | |
| | 尺寸图 Description | | | | |
| | 订货号 Part No. | | | | |
| | 可参考: 5.0.1 Reference: 5.0.1 | ----- ----- ----- ----- | | | |
| | 1 | 型号 Form | | | |
| | 备注 Notes | | | | |

Y 型连接器

T 型连接器 CONNECTION

M12-2M12

M12
插针 Male



M12 插孔 Female

M12
插孔
Female

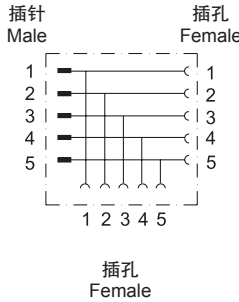
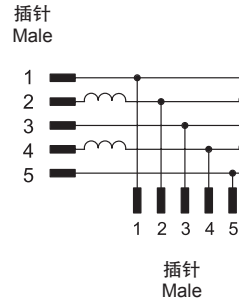
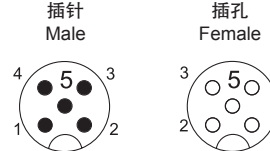
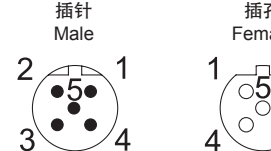
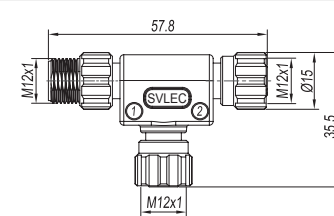
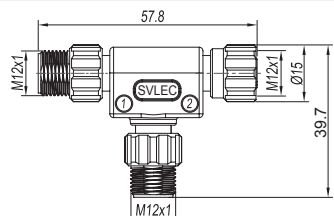
屏蔽 Shield



M12
插针 Male

M12
插孔
Female

M12 插针 Male

| | | | |
|----------|------------------------------------|---|---|
| 1 | 型号 Form | No. 940061 | 941061 |
| | 极数 Suppression | 5-pole | 5-pole |
| | 电路图 Circuit diagram |  <p>插针 Male 插孔 Female</p> <p>插孔 Female</p> |  <p>插针 Male 插孔 Female</p> <p>插针 Male</p> |
| | 引脚排序 Contact layout |  <p>插针 Male 插孔 Female</p> |  <p>插针 Male 插孔 Female</p> |
| 2 | 电缆类型 Cable type | | |
| | 额定电压 Supply voltage | 60 V AC/DC | |
| | 额定电流 (40°C) Current per contact | 4A max. 4A | |
| | 防护等级 Protection | IP67- 插孔插针配合拧紧 (EN 60529) IP67 when plugged and screwed down (EN 60529) | |
| | 温度范围 Temperature range | -25...+85°C | |
| | 尺寸图 Description |  |  |
| | 订货号 Part No. | | |
| | 可参考: 5.0.1 Reference: 5.0.1 | | |
| | 1 型号 Form | | |
| | 备注 Notes | | |

T 型连接器 CONNECTION

DeviceNet 通讯
DeviceNet communications

7/8" 插针 Male
7/8" 插孔 Female

7/8" 插针 Male

7/8" 插孔 Female



M12 插孔 Female



7/8" 插孔 Female

| 1 | 型号 Form No. | 950081 | 950031 | 950071 | 950061 |
|------------------------------------|-------------|---|---|---|---|
| 极数 Suppression | | 5-pole | 3-pole | 4-pole | 5-pole |
| 电路图 Circuit diagram | | <p>1 插针 Male, 2 插针 Male, 3 插针 Male, 4 插针 Male, 5 插针 Male</p> <p>1 插孔 Female, 2 插孔 Female, 3 插孔 Female, 4 插孔 Female, 5 插孔 Female</p> | <p>1 插针 Male, 2 插针 Male, 3 插针 Male</p> <p>1 插孔 Female, 2 插孔 Female, 3 插孔 Female</p> | <p>1 插针 Male, 2 插针 Male, 3 插针 Male, 4 插针 Male</p> <p>1 插孔 Female, 2 插孔 Female, 3 插孔 Female, 4 插孔 Female</p> | <p>1 插针 Male, 2 插针 Male, 3 插针 Male, 4 插针 Male, 5 插针 Male</p> <p>1 插孔 Female, 2 插孔 Female, 3 插孔 Female, 4 插孔 Female, 5 插孔 Female</p> |
| 针脚排序 Contact layout | | <p>插针 Male, 插孔 Female, 插孔 Female</p> | <p>插针 Male, 插孔 Female</p> | <p>插针 Male, 插孔 Female</p> | <p>插针 Male, 插孔 Female</p> |
| 2 电缆类型 Cable type | | | | | |
| 额定电压 Supply voltage | | 250 V AC/DC | | 600 V AC/DC | |
| 额定电流 (40°C) Current per contact | | 4A max. 4A | | 10A max. 10A | 8A max. 8A |
| 防护等级 Protection | | IP67- 插孔插针配合拧紧 (EN 60529) IP67 when plugged and screwed down (EN 60529) | | | |
| 温度范围 Temperature range | | -25...+85°C | | | |
| 尺寸图 Description | | | | | |
| 订货号 Part No. | | | | | |
| 可参考: 5.0.1 Reference: 5.0.1 | | ----- | | | |
| | | 1 | 型号 Form | | |
| 备注 Notes | | | | | |