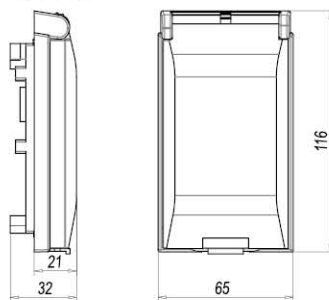


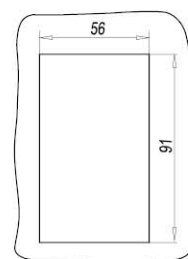
通信面板 COMMUNICATION INTERFACE



外形尺寸 Overall dimension



开孔尺寸 Panel cut out



其它信息 Other information

材质 Housing frame and cover: Plastic PC + ABS

防尘防水等级 Degree of protection: IP54

环境温度 Ambient temperature: -5...+55℃

储存温度 Storing temperature: -20...+60℃

选型对照图 Selection of control chart



订货号 Part No. : 9145209
电源插座、RJ45 网口、USB 和 D-SUB-9



订货号 Part No. : 9045209
2 个 RJ45 网口、USB 和 D-SUB-9

固定式部分型号列表 Stationary part of the model in the list

订货号 Part No.	9145209	9145215	9145225	9045209	9045215	9045225	9100000
型号 Type	SVL-PURD-1	SVL-PURD-2	SVL-PURD-3	SVL-URD-1	SVL-URD-2	SVL-URD-3	SVL-P
接口数量 Interface							
20A 电源插座 Power	1	1	1	/	/	/	1
RJ45 网口	1	1	1	2	2	2	/
USB 2.0 / 3.0	1	1	1	1	1	1	/
D-SUB-9	1	/	/	1	/	/	/
D-SUB-15 (三排)	/	1	/	/	1	/	/
D-SUB-25	/	/	1	/	/	1	/

备注: 20A 电源插座 - 螺钉压接。

安装流程 Installation process




第一步：将 MSDD 装入切口中
No.1: Put MSDD into a cut-out



第二步：拧松螺丝
No.2: Loosen the screw



第三步：调节螺母位置
No.3: Adjust nut position



第四步：拧紧螺丝
No.4: Tighten the screw

说明：

1、螺丝的部分螺纹涂有锁固液体，当拧松螺丝（第二步）两至三圈时，螺丝和螺母可以一起转动，从而调节螺母位置（第三步）。

Part of the screw threads are coated with locking liquid, when loosen the screw (No. 2) two to three circles, screw and nut can turn together, thereby adjusting nut position (No. 2).

2、螺丝扭矩控制在 0.5Nm 以下。

Screw of torque control in 0.5Nm or less .